

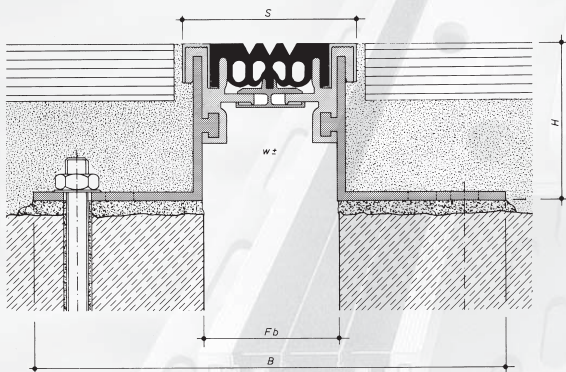
446/cPe-050

446/cPm-050

Stainless steel + brass capped
For use in
hospitals • airports • shopping centres • rail stations
• sport stadiums • car parks • factories

Features:





- Attractive finish
- aluminium construction with replaceable Nitriflex rubber insert
- Insert can be supplied as a continuous length up to 20 metres
- Brass or stainless steel cappings for quality finish
- Insert Colours: Black or Grey. (Insert to RAL colours available - minimum order quantity applies)
- Standard 4 metre lengths
- Movement +/-10mm
- Floor to wall options
- Ability to mix leg heights to accommodate differing screed depths



Floor to wall options available

Installation:

Laid on to epoxy mortar levelling bed, nominal 10mm deep and mechanically fixed symmetrically at 300mm centres, with M8 x 110mm resin anchor fixing or M10 concrete self tapping type bolt. Plug and Screw fixing acceptable in light pedestrian use areas only.

Profile reference	446/cPe-050 Stainless steel capped	446/cPm-050 Brass capped
Fb - Joint widths upto (mm)	50mm	50mm
H - Heights (mm)	36 / 41* / 51 / 56* / 61 / 81 / 101	36 / 41* / 51 / 56* / 61 / 81 / 101
B - Overall width (mm)	150 (170 for heights marked with *)	150 (170 for heights marked with *)
S - Visible width (mm)	62mm	62mm
Accommodation of movement (mm)	20mm (+/-10mm)	20mm (+/- 10mm)
Nitriflex & Aluminium	Nitriflex & Aluminium	Nitriflex & Aluminium
Load Bearing capacity (kN)	  35kN	  35kN



Movement Joints (UK) Ltd

Unit 3, 57 Thorby Avenue, March, Cambridgeshire PE15 0AZ

Tel: 01354 60 79 60 Fax: 01354 60 78 33

Web: www.mjuk.co.uk e-mail: info@mjuk.co.uk